


This is your Web site:
georgewbush.com

What do you think you will find at this Web site?
Before going on the Web, turn over this card and
write your predictions on the back. When you're
finished, use the instructions below to find the
site and check your predictions.




1. Double click on the Netscape  icon.
(Or click once and press the **Enter** key.)
2. Click in the Location bar. When it turns blue, type:
www.georgewbush.com
3. Press the Enter key.

This is your Web site:
georgebush2000.com

What do you think you will find at this Web site?
Before going on the Web, turn over this card and
write your predictions on the back. When you're
finished, use the instructions below to find the
site and check your predictions.




1. Double click on the Netscape  icon.
(Or click once and press the **Enter** key.)
2. Click in the Location bar. When it turns blue, type:
www.georgebush2000.com
3. Press the Enter key.

This is your Web site:
algore.com

What do you think you will find at this Web site?
Before going on the Web, turn over this card and
write your predictions on the back. When you're
finished, use the instructions below to find the
site and check your predictions.




1. Double click on the Netscape  icon.
(Or click once and press the **Enter** key.)
2. Click in the Location bar. When it turns blue, type:
www.algore.com
3. Press the Enter key.

This is your Web site:
algore-2000.org

What do you think you will find at this Web site?
Before going on the Web, turn over this card and
write your predictions on the back. When you're
finished, use the instructions below to find the
site and check your predictions.



1. Double click on the Netscape  icon.
(Or click once and press the **Enter** key.)
2. Click in the Location bar. When it turns blue, type:
www.algore-2000.org
3. Press the Enter key.